ARCHITECTURE AND HERITAGE



PERSONAL EXPLANATORY NOTE:

NENDRE BATHS

MARTIN CORNILLE - JUNE 2025

0/Table of content

1 - Urban Concept **p5**

2 - Architectural references **p9**

3 - Architectural ideas **p13**

4 - Interior ideas **p21**

5 - Technical plans **p25**

1/ Urban Concept

- Morphology

Strenghs:
-Nature (lakes, greenery,...)
-View of the castel
-Typical morphology and façades

Weaknesses:
-Too open, no clear definition of space
-Entrance of the Island without anything meaningful
-Road used a lot

Morphology:

One of the most typical architecture in the old trakai is the morphology of the traditional wooden houses**.**

Therefore, this morphology will be continued for the new part with only Nendre standing out. This will help define the spaces.





Typical morphology and façades on the main road in the nothern part of trakai

Legend:

Existing buildings

Prolongation of the morphology

1/ Urban Concept

- Gate

Entrance of the island:
As this part of Trakai is the Entrance of the Island, a clear and meaningful sign could be very interesting, working like a “gate”.

Therefore this is why the two last buildings of the morphology are oriented differently so you can see their typical façades from the bridge and work as the gates we talked about.



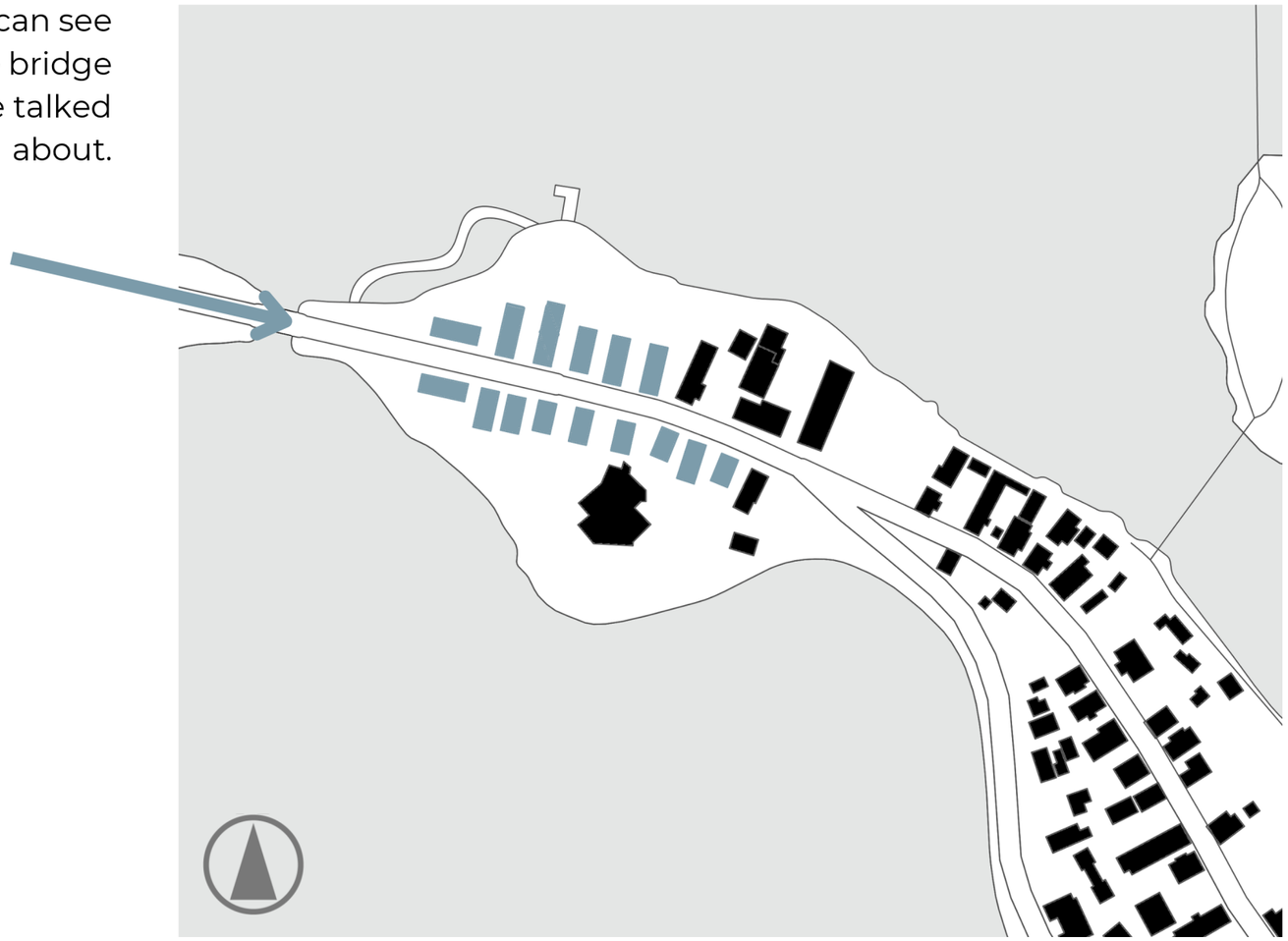

1/ Urban Concept

- Public Space

Water front and connections:
The mains public spaces in trakai are waterfront and plaza connecting the waterfront to the main road.

In this proposition we create another of this space including the future baths and future ferry in the new public spaces with emphasis on the multiple views on the lakes, castel and church.

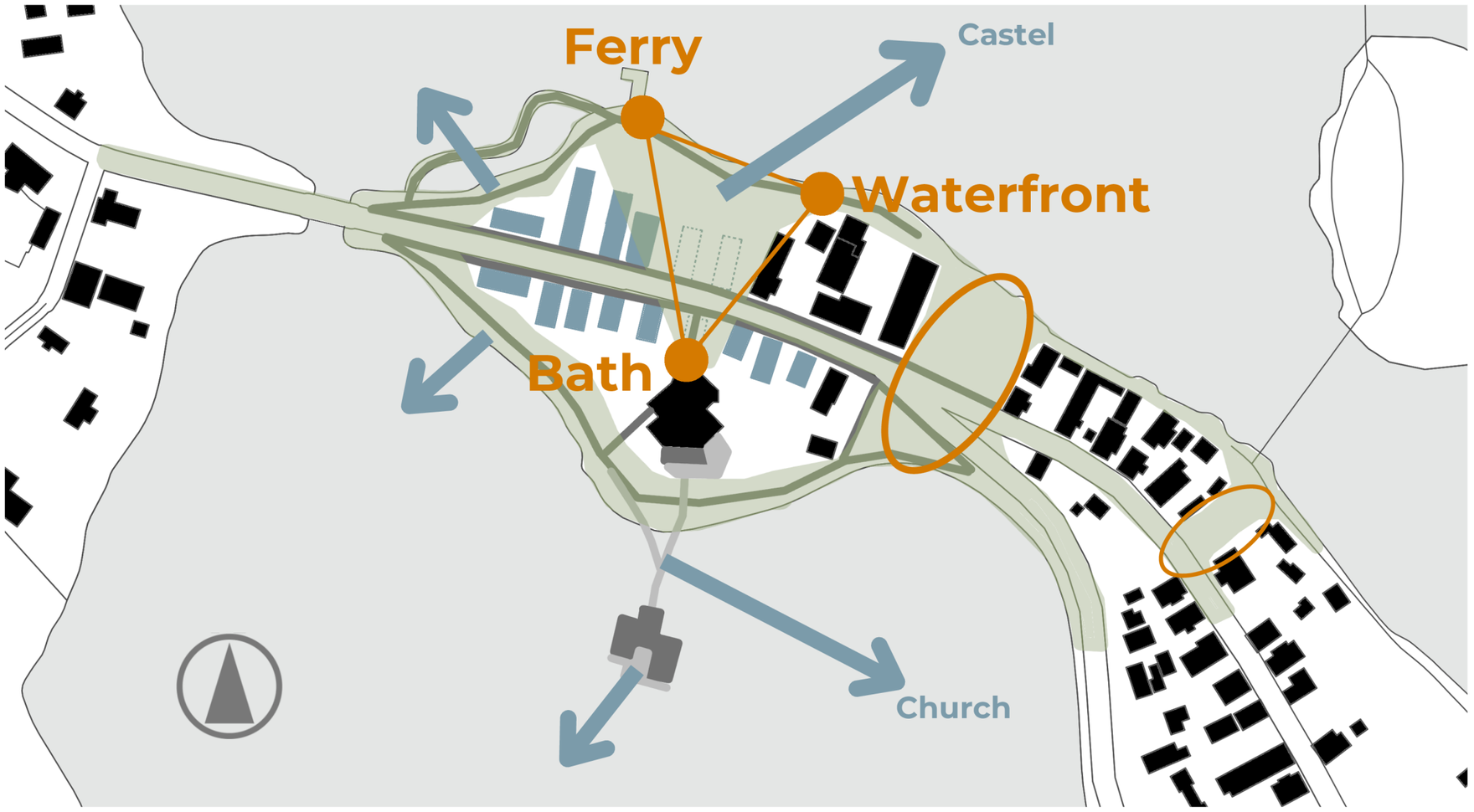

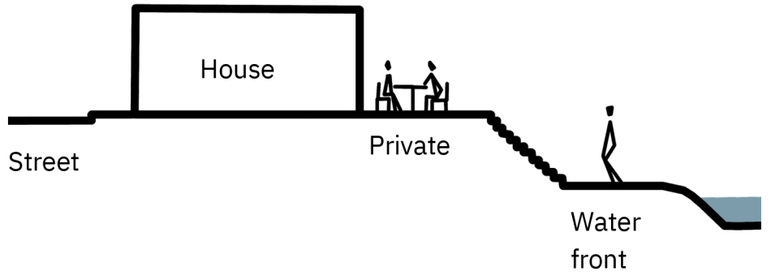

New houses / bed and breakfeast:
The fonction of the added buildings can be residential or renting because of their good location in trakai, the terrain helps letting people leaving there some privacy despite the public spaces everywhere

1/ Urban Concept

- Access and connections

Entrances:
The central position of nendre in this urban idea makes it easy to go there. The main hall can be accessed from both the north waterfront and the south waterfront in addition to the main road making it easily accessible.



2/ Architectural References

- Bath - Thermes de Vals - Peter Zumthor

Organisation:
The way the rooms and bath are organized is very interesting. Also the relationship between full and empty. And also all the different baths.



Brutalism, water and nature:
The connections between architecture and the landscape is very inspiring. The way everything feel connected and architecture becomes part of the nature and when swimming you feel in the wild.





2/ Architectural References

- Bath - Tide Pools - porto leça de palmeira

Organisation:
Once again the way the rooms are agenced with changing rooms, swimming pool, materials, etc is very interesting. Also the connection between the road and the ocean with the use of architecture.



Connection to ocean:
For this project too, the bath are very connected to the nature. here the rocks and the ocean. Once again it feels like you are swimming in the wild and it’s difficullt to see where the swimming pool end and where the sea begins. This can be transposed to the lake near our project.



2/ Architectural References

- Sauna - varberg and ribersborg - Malmo

Isolation and connection:
This bath is very near the city center and yet you feel in the middle of the sea without having people disturbing your intimacy. It’s done by having a blind wall on the shore side and an open one on the ocean side.



Open air bath:
Using the sea to bath after the sauna is very interesting and tradtional in sweden. In this reference the connection between the building and the nature is well develloped..



2/ Architectural References

- Sauna - Karlshamn Cold bath house

Implantation:

As we can see the implantation of this Sauna is very similar to the site we have in Trakai. The scale, the water, nature, urbanised part, everyting is similar to Trakai.



Organization:

The way the shape of the building works to provide intimacy from the shore and open to the see works very nicely. Especially with the differents spaces and connections between the fonctions. The terrace and acces to the lake are interessting too.

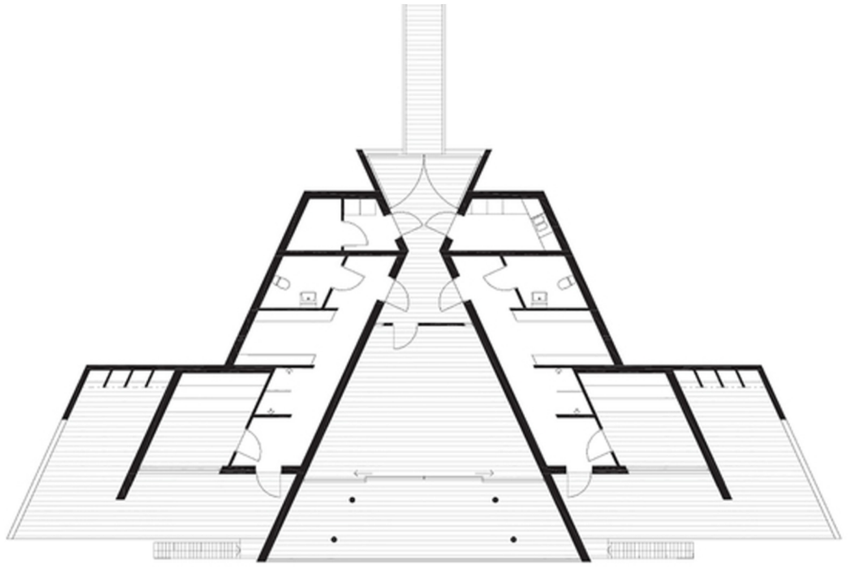

3/ Architectural Ideas

- Evolution



First ideas

Intimacy was a problem from the beginning that I wanted to fix by using the terrain. First underground then above it.

Connection to the lake:

Another important aspect is to connect the building to the lake trough different baths.

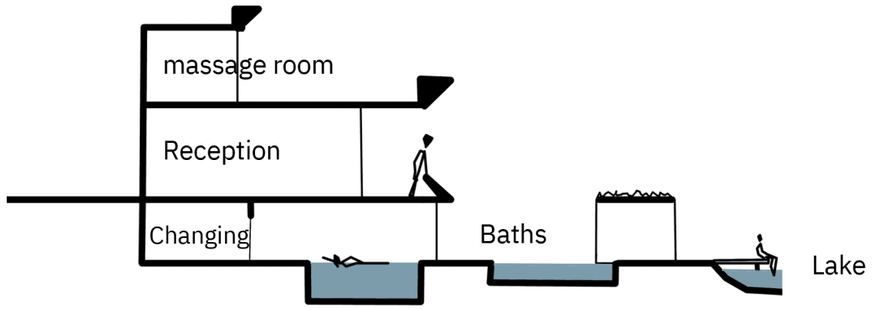

Intimacy:

As I said the intimacy is achiieved by putting the bath above ground level. Unfortunatly it privatized the waterfront so it evolved from this to the final proposition.



3/ Architectural Ideas

- Organisation

The café is on top to use the most of the view to the castel and accessible from the main hall/entrance. The bath use the first levels and go in direction of the lake and nature. Then the sauna on the lake to achieve intimacy like in the references without privatizing the waterfront

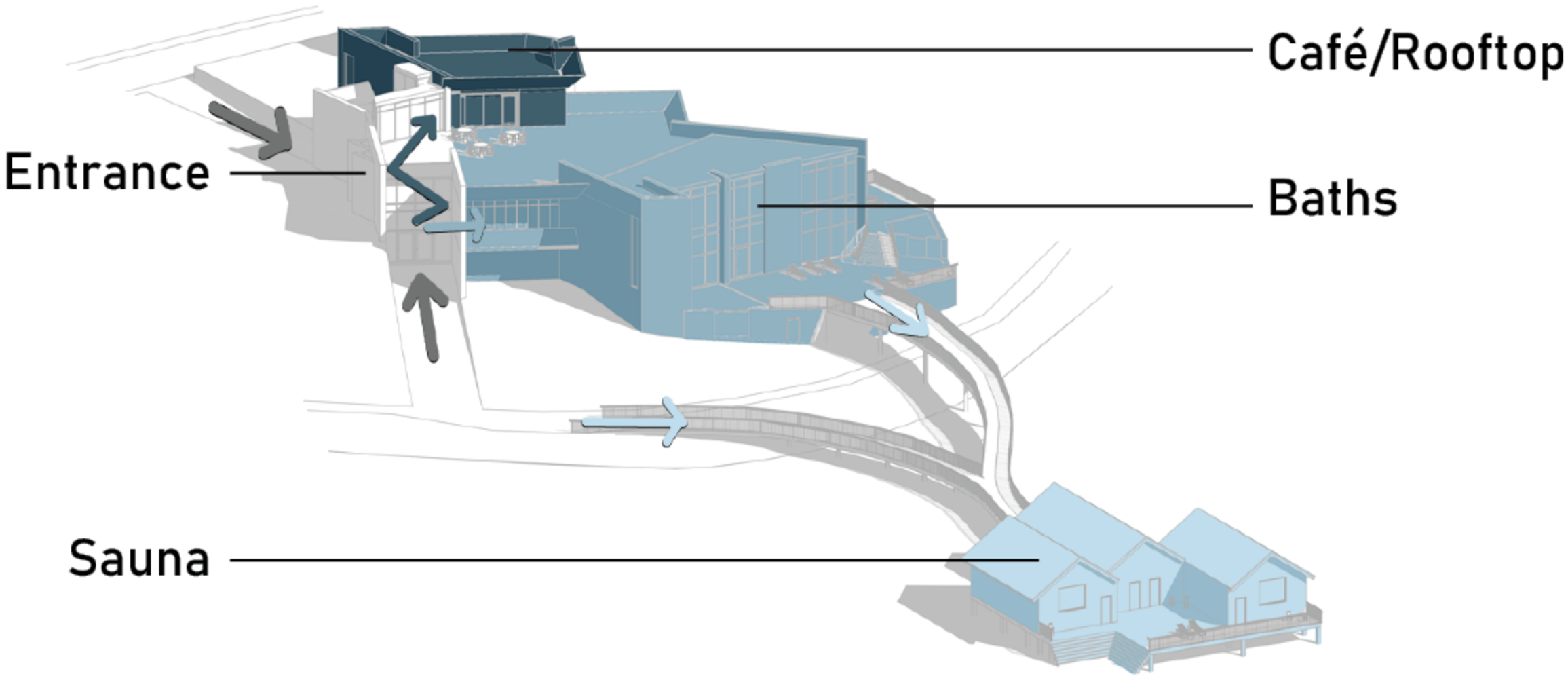

3/ Architectural Ideas

- Sauna

Orientation:
Like in the references, the agencement of the volume of the sauna works to hide from the waterfront and open to the lake shore and the nature on the other side of it. It also open to the south and thus the sun.

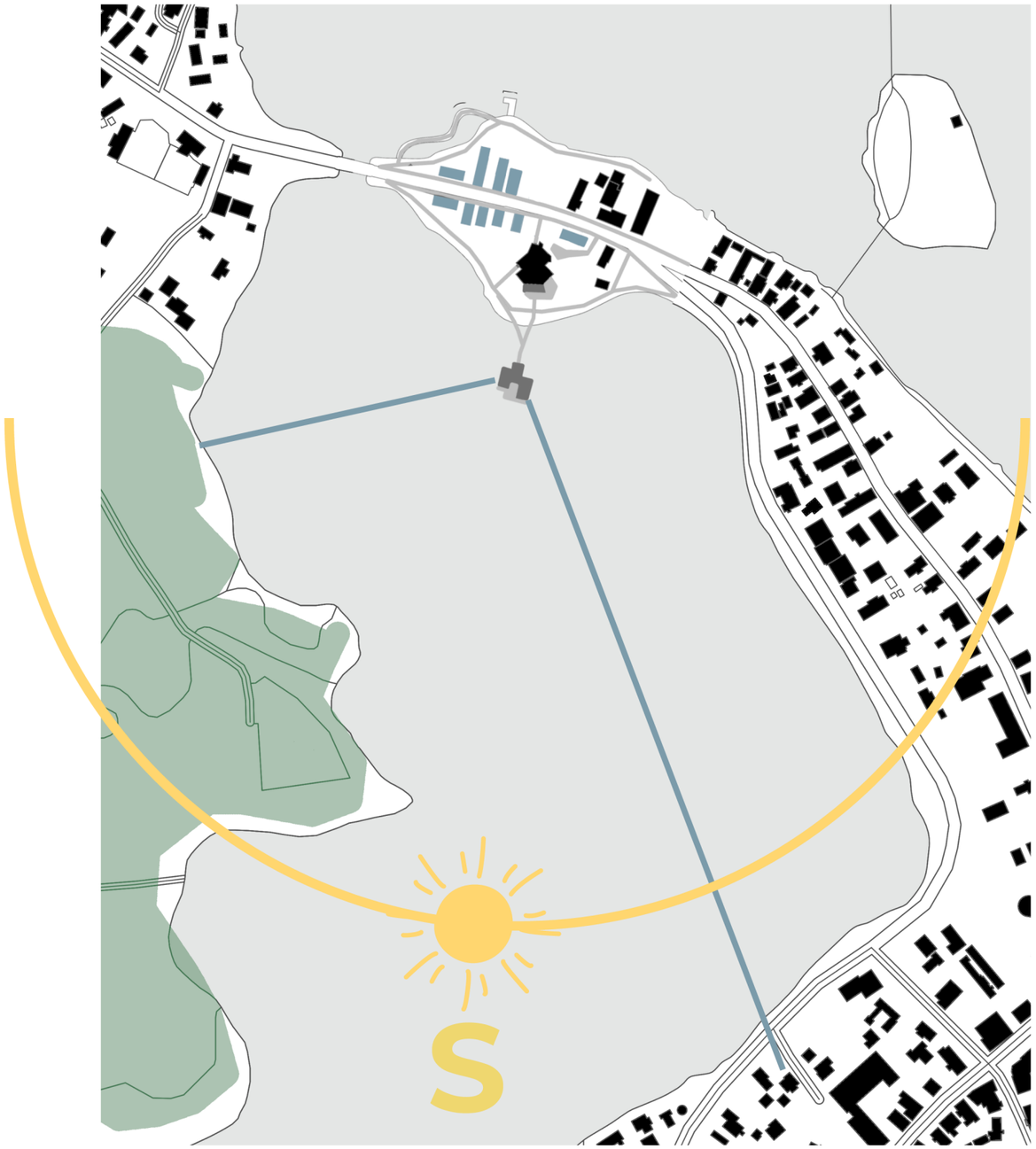

Shape and materials:
Once again the morphology of Trakai traditional buildings are taken into account to design the sauna. Wood is also used for the sauna for the same reason.



Typical morphology and façades on the main road in the nothern part of trakai

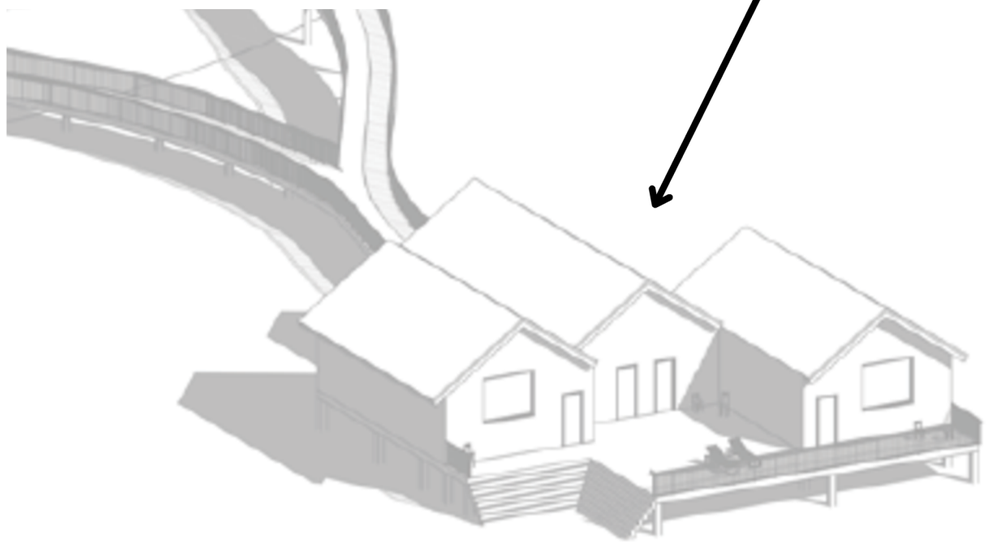

3/ Architectural Ideas

- Views

Levels:
-As explained before, the ground is used to get some privacy for the bath above the path without loosing the view on nature, the church and the lake. On the bridge you have a nice view on trakai and the church. The path can enjoy nature and the lake without invading the privacy of the wellness center. On the sauna it’s as explained before.

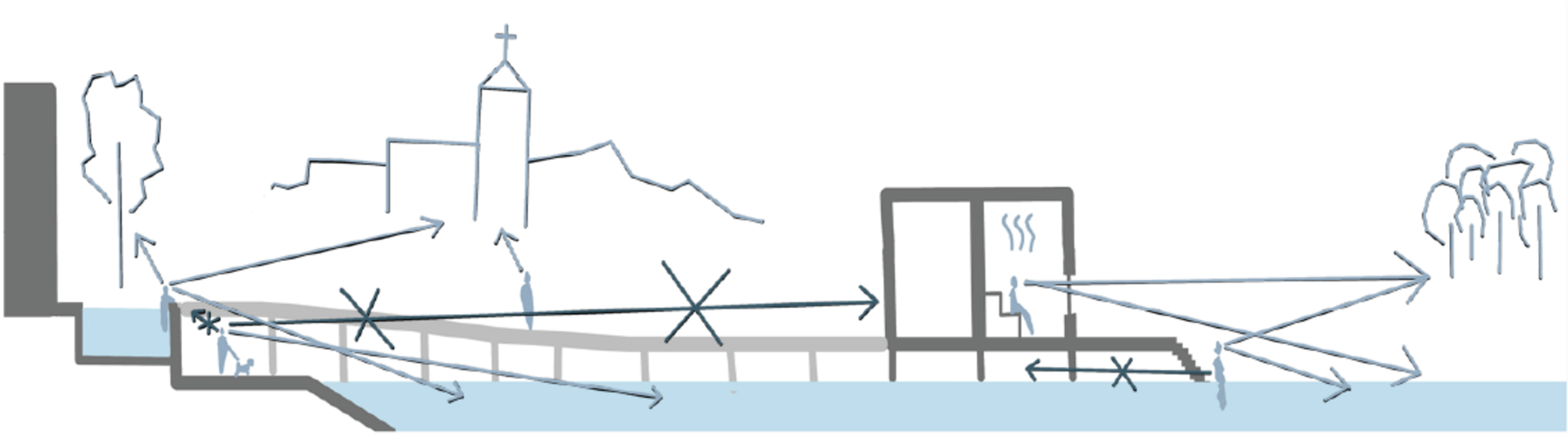

3/ Architectural Ideas

- Greenery

Lake and nature:
As explained before nature is very important for the project and we can see that the building is sourrounded by it even though it's in a central part of trakai. And the design connect to this nature

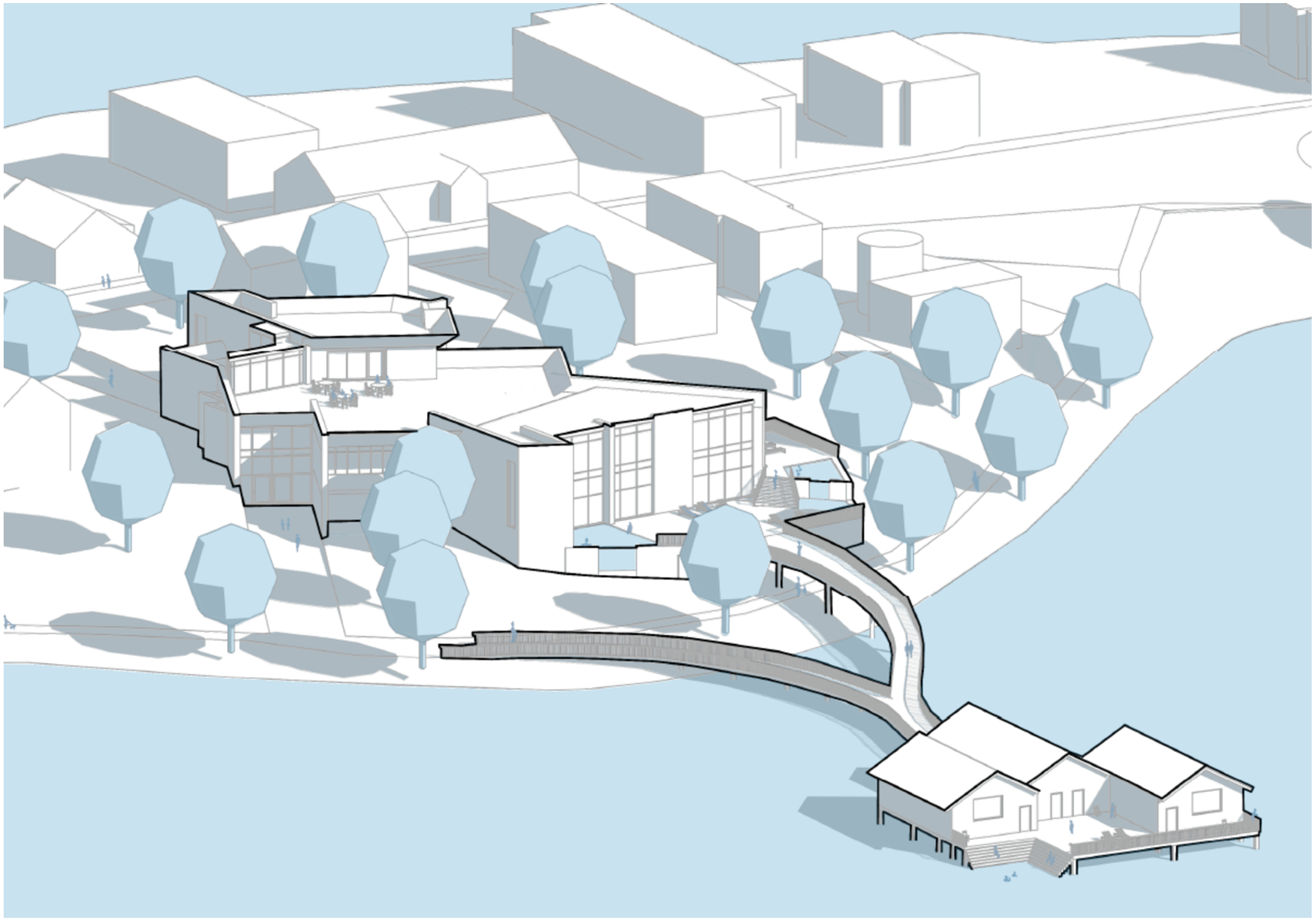

3/ Architectural Ideas

- Old and new

Incorporating the existing:
The existing building was transformed to fit the needs of the new program. Most of the partitions where destroyed but the structural part was kept. A new part was also added keeping the same composition and materials. Then the sauna part is entirely different.

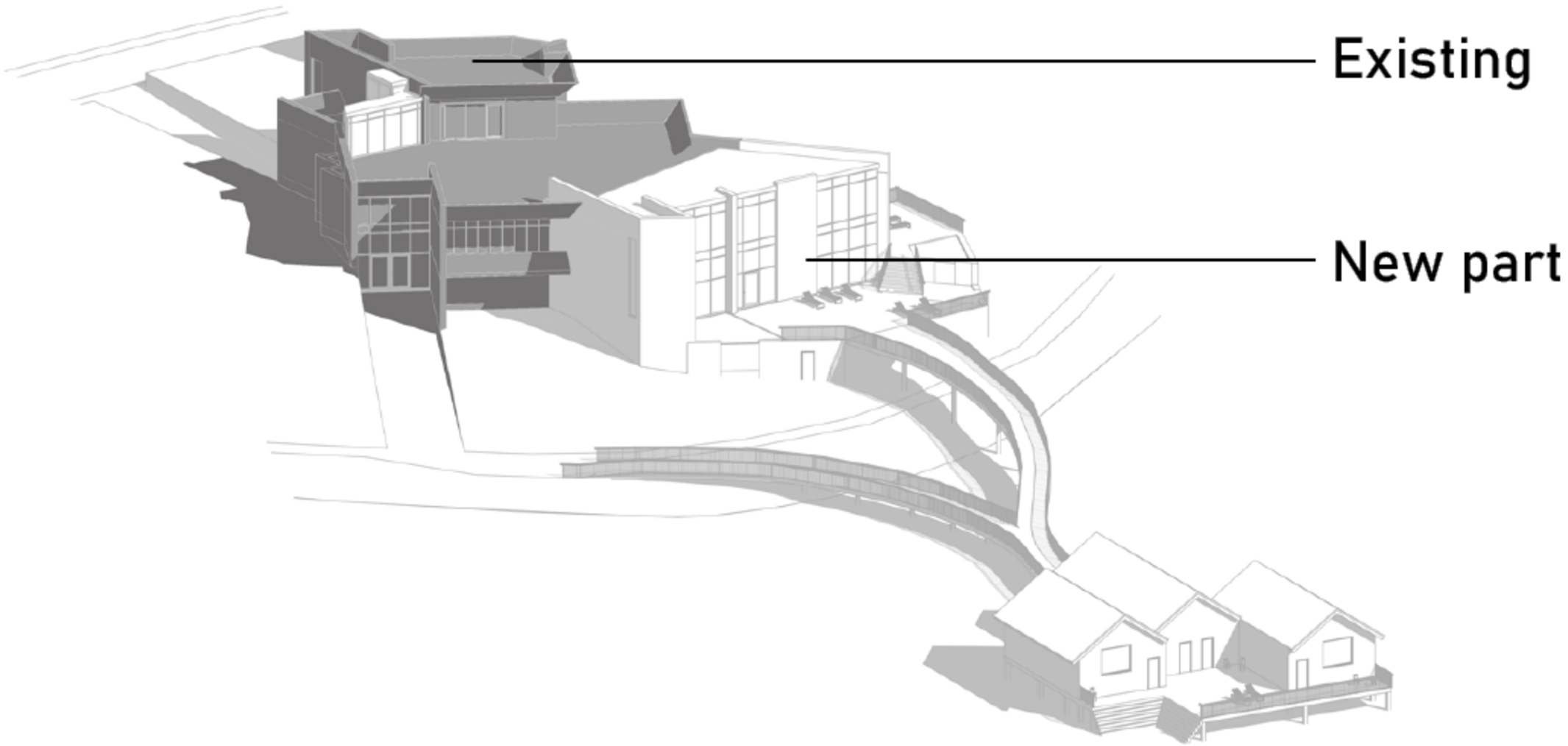

3/ Architectural Ideas

- Perspectives

Colors:
The perspective is in black and white exept for the people, trees and water because they are the important part of it.



Waterfront:
Here we can see the importance of the blue part but also how the buildings are connected to it.s



4/ Interior ideas

- Different baths

Inside swimming pool:
Temperature : 28°C
This is for swimming so it's bigger

Outside swimming pool:
Temperature : 28°C
Once again you can swim but in a different environment and more connected to the nature when the weather is good

Lake:
Temperature : various
Why make cold bath when you have one big one easily accessible

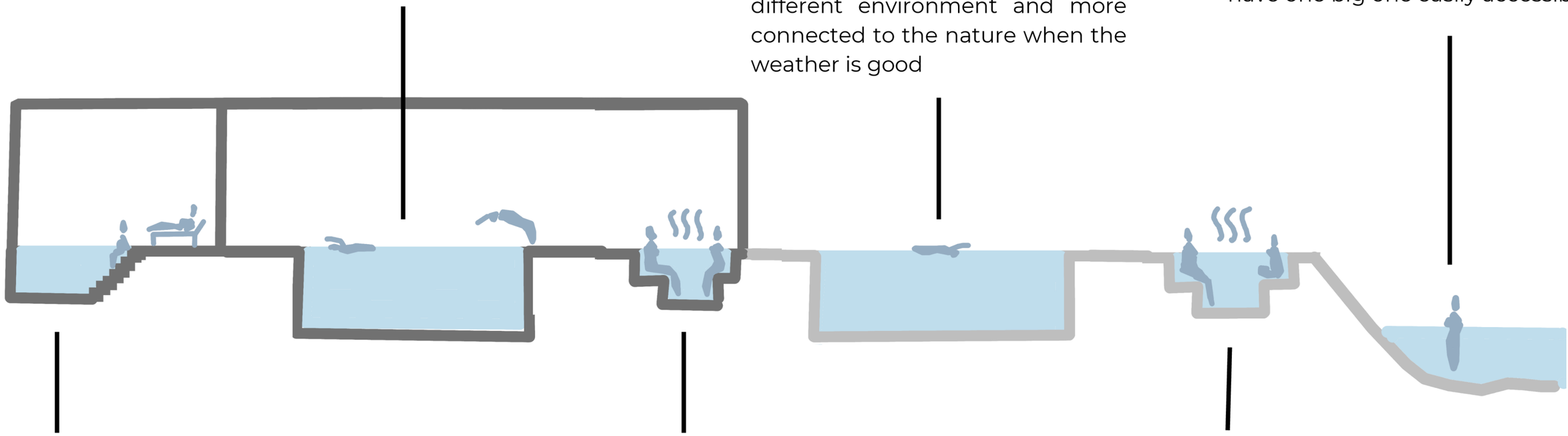

Calm area:
Temperature : 32°C
This part is more for silence and relaxing. You can also get massages.

Inside warm bath:
Temperature : 40°C
-This is for enjoying the warm feeling of water and discuss.

Outside warm baths:
Temperature : 40°C
-Once again you can enjoy the warm water while in the nature. It's good when the weather is good or bad.

4/ Interior ideas

- Swimming Pool

We are inside the building and can see the double height and the swimming pool. As well as the shower in a more closed space in the back. The light makes the place even more alive



Level -1

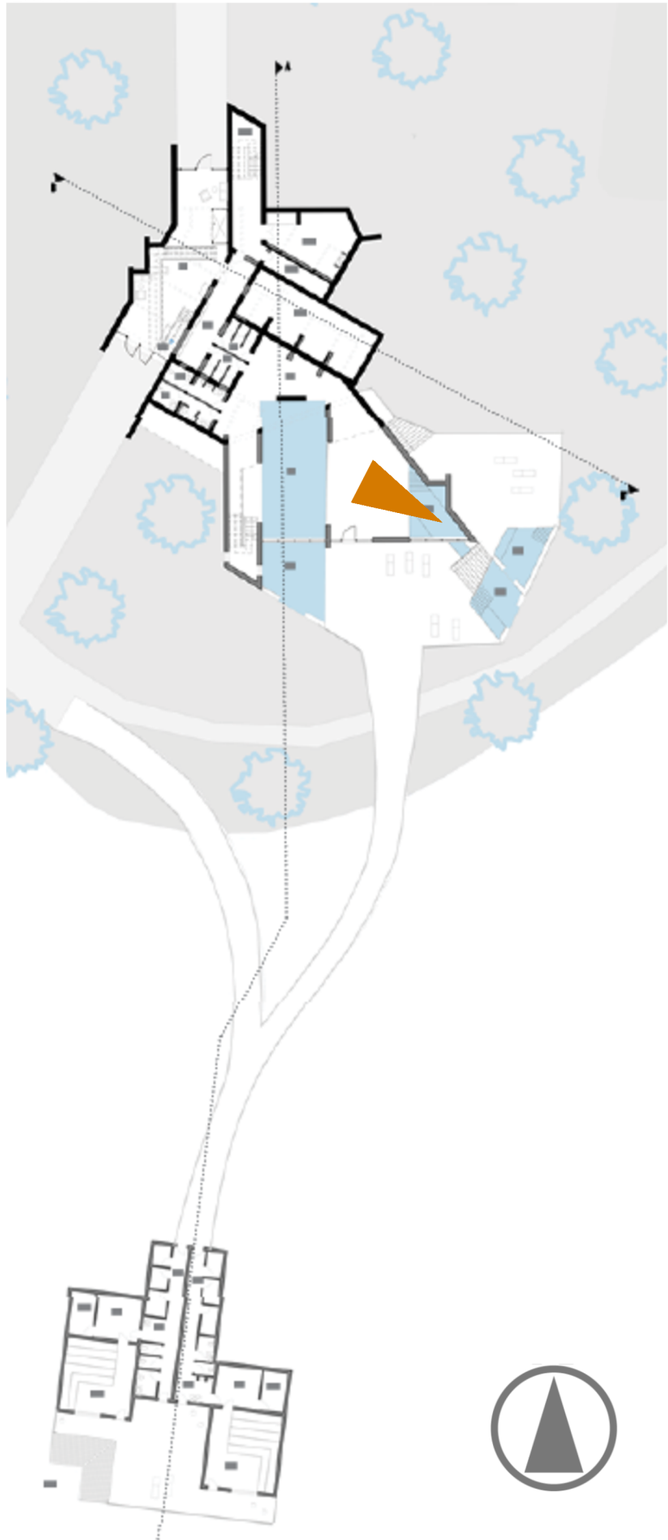

4/ Interior ideas

- Calm Area

The way the bath is done to have some nice entrance to the water while having some privacy with your friend.



References from Sweden swimming pool

Level 0

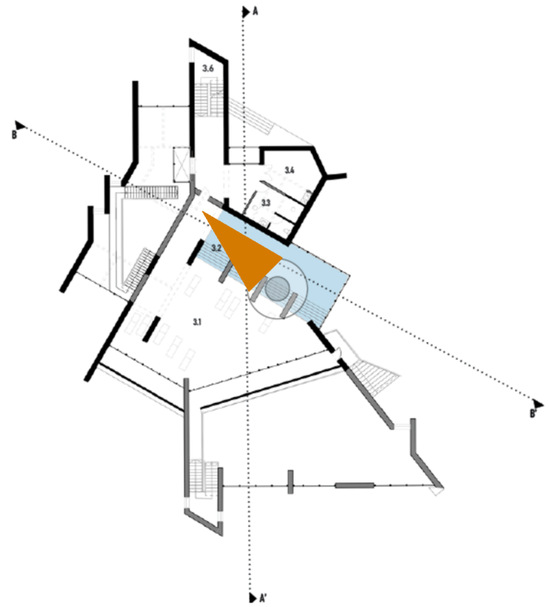

4/ Interior ideas

- Sauna and Hammam

The sauna and hammam are organized the same. Stairs to sit and a big window to see the lake and nature even while getting warmed



References from Budcud architects

Level -1

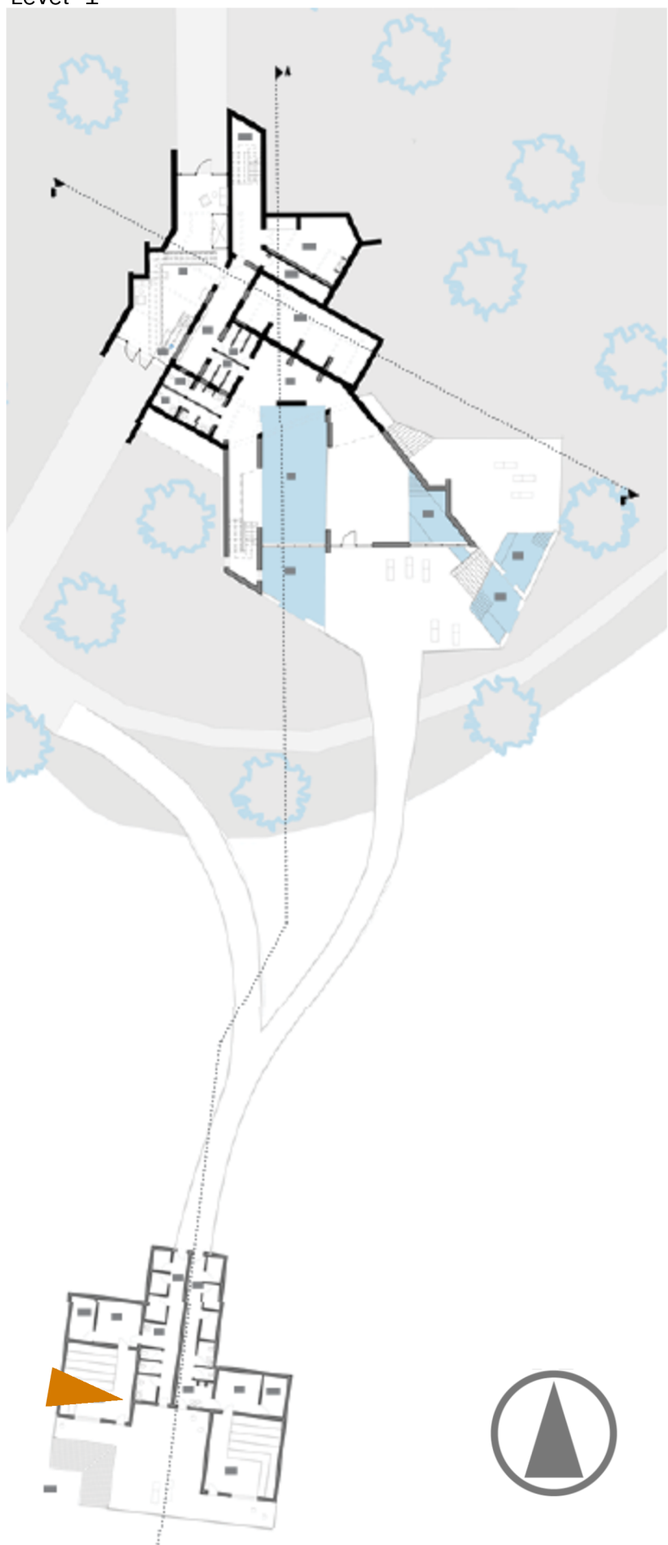

5/ Technical plans

- Materials

Concrete:

The old building is made of concrete. That’s why the part added to it is also. The concrete is also good for the contact with water and the architecture possibilities thanks to the various shape that can easily be done.



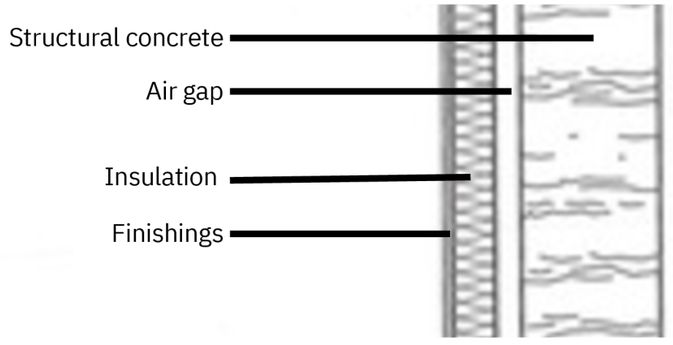

Wood:

As explained before, wood is a traditional material. It’s also more light for this over water construction and the bridge that connects. Pedestrian bridges in trakai are also wooden and sauna are traditionnaly wooden too becaus of the proporties of the wood when warm.



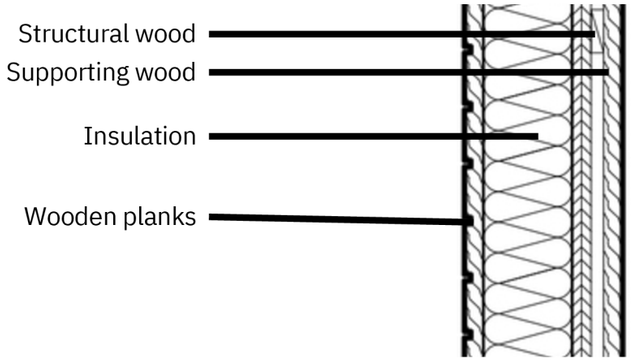

5/ Technical plans

- Structure

Concrete:
The concrete part is standing thanks to loads bearings walls going acrros the building and connected trough a concrete slab for horizontal part.

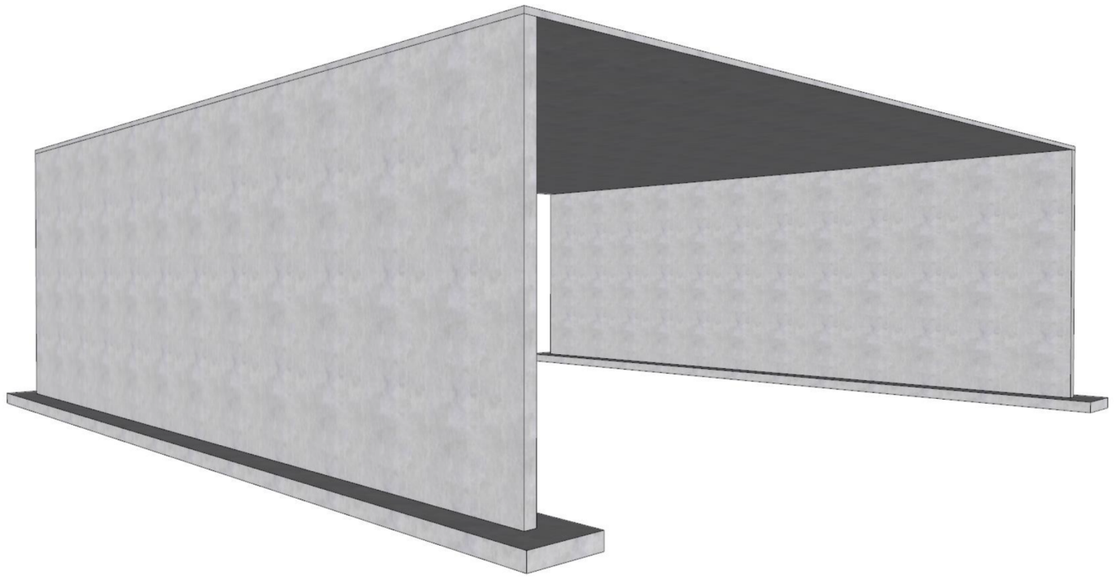

Wood:
The wooden part is a bit more complex and as a lot of different parts like we can see in this schematic drawing.

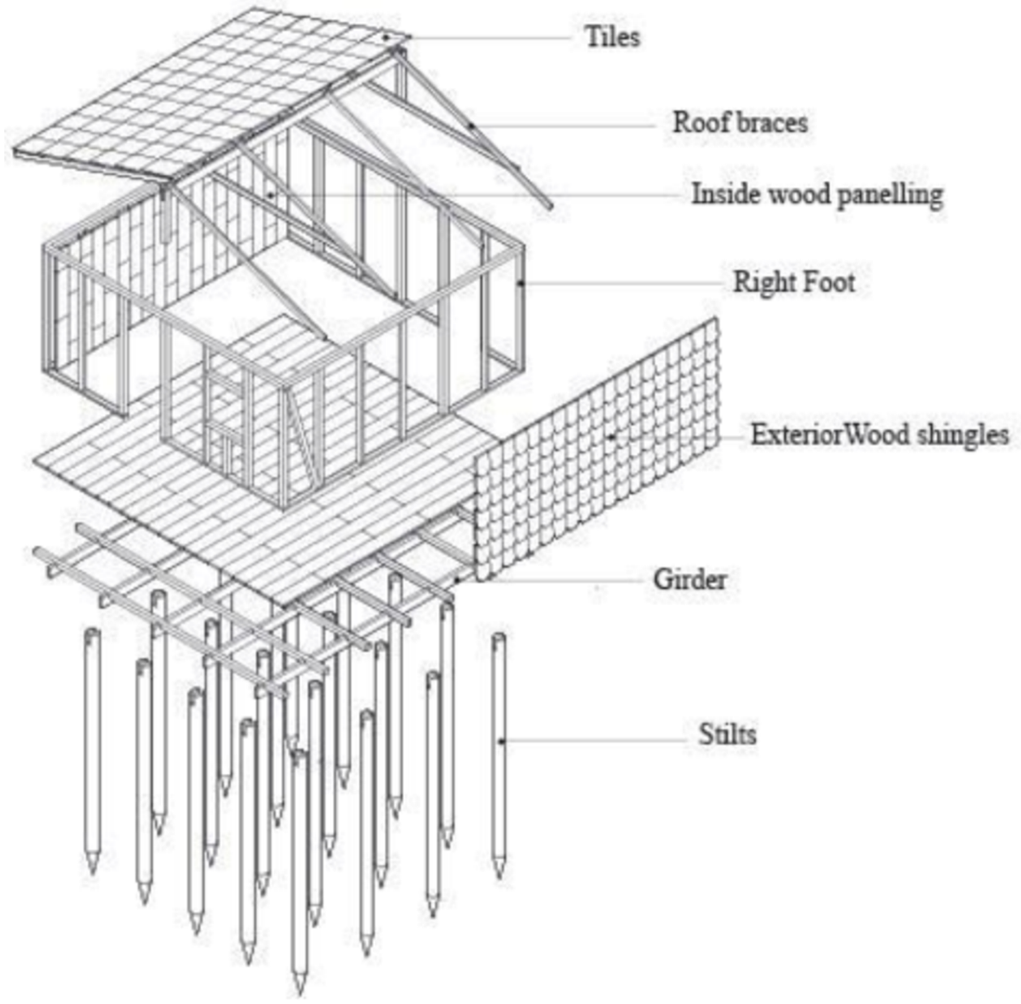

5/ Technical plans

- Level - 1

2.1 Entrance hall - 100 m²
2.2 Help desk
2.3 Locker room - entrance - 30m²
2.4 Changing room - 4 x 20m²
2.5 Toilets - 4 x 15m²
2.6 Showers - 1 x 35m² + 2 x 20 m²
2.7 Swimming pool - 80 m²
Total big room - 250 m²

2.13 Under swimming pool
2.14 Kitchen - 45 m²
2.15 Emergency stairs
Total floor inside main building - 650 m²

2.8 Warm baths - 3 x 15 m²
2.9 Outside swimming pool - 30 m²
Total terrace - 300 m²

2.10 Sauna - 35 m²
2.11 Hammam - 35m²
2.12 Technical rooms - 3 x 10 m²
2.16 Lake swimming area
Total Sauna building - 250 m²
Total Sauna building and terrace - 400 m²

Level -1

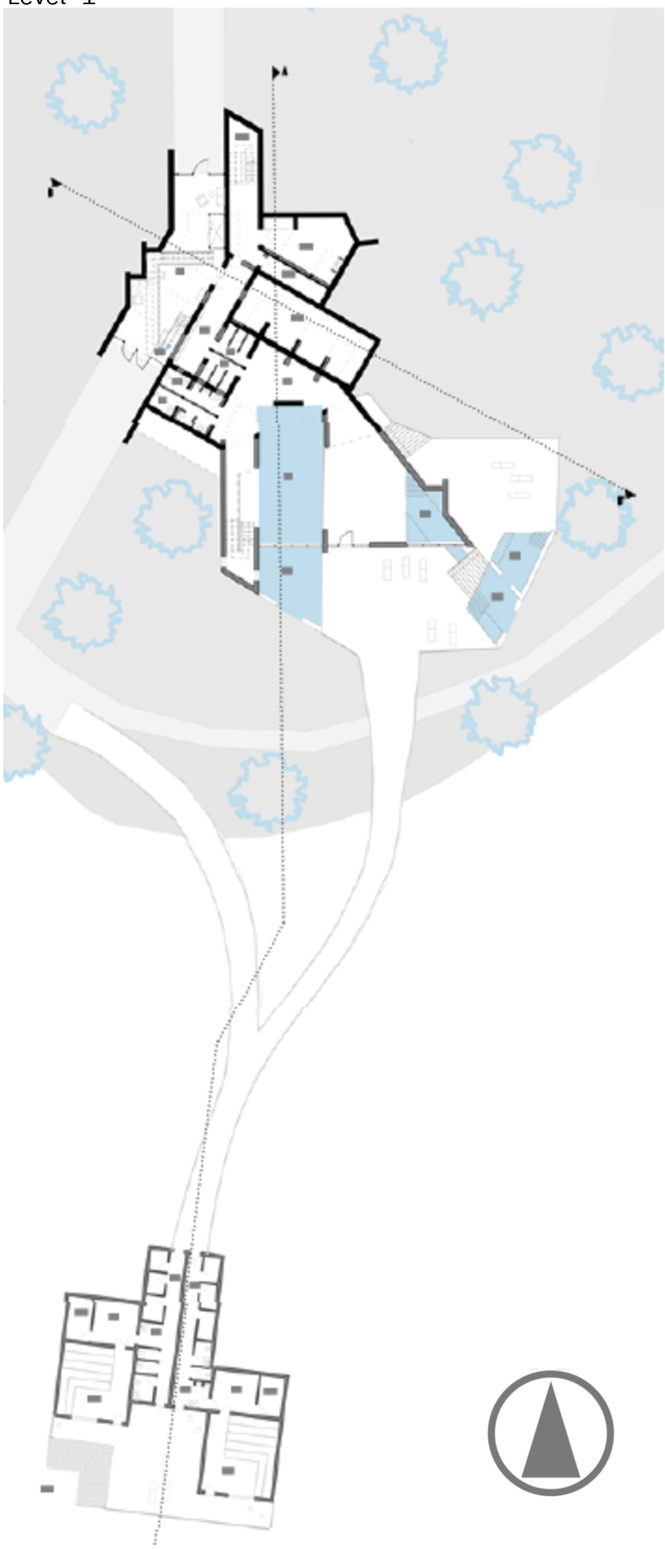

5/ Technical plans

- Level 0 and 1

3.1 Calm aream / massage - 300 m²
3.2 Calm swimming pool - 70 m²
3.3 Staff changing room - 20 m²
3.4 Storage room - 20 m²
3.5 Staff entrance
3.6 Emergency stairs
Total Floor - 400 m²

Level 0

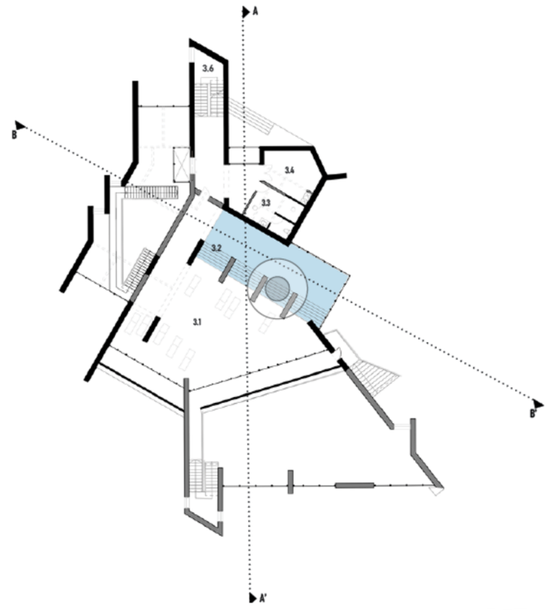

4.1 Café - 80 m²
4.2 Rooftop - 15 m² + 200 m²
4.3 Bar - 12 m²
4.4 Toilets - 8 m²
4.5 Emergency stairs
Total Floor inside - 120 m²

Level 1

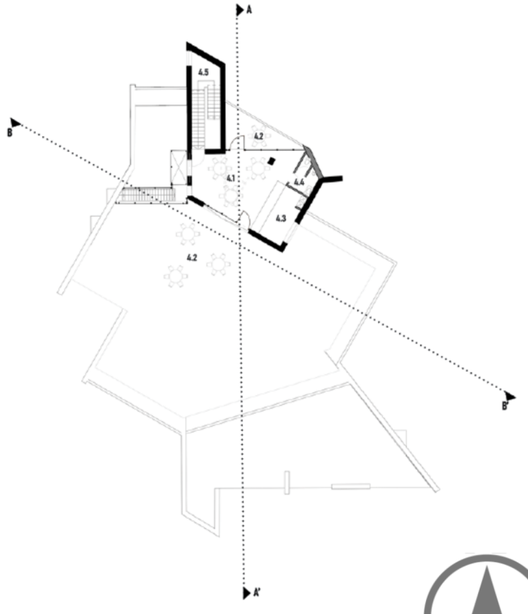

5/ Technical plans

- Sections

Section BB’



Section AA’

